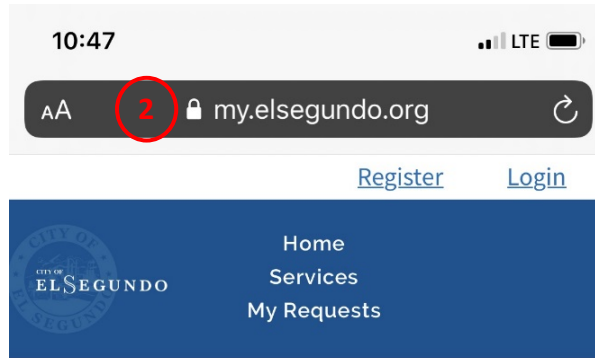


## iPhone / iPad - How to Add a Webpage to Your Homescreen





1. Launch Safari on your iPhone or iPad
2. Navigate to the website page that you would like to add to your home screen
3. Tap the 'share' button on the browser's toolbar

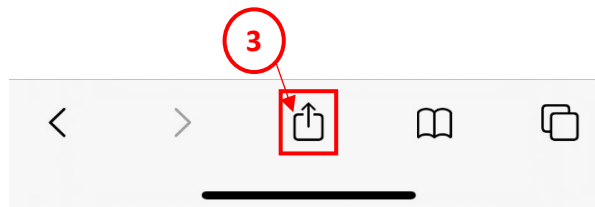
## Before you begin

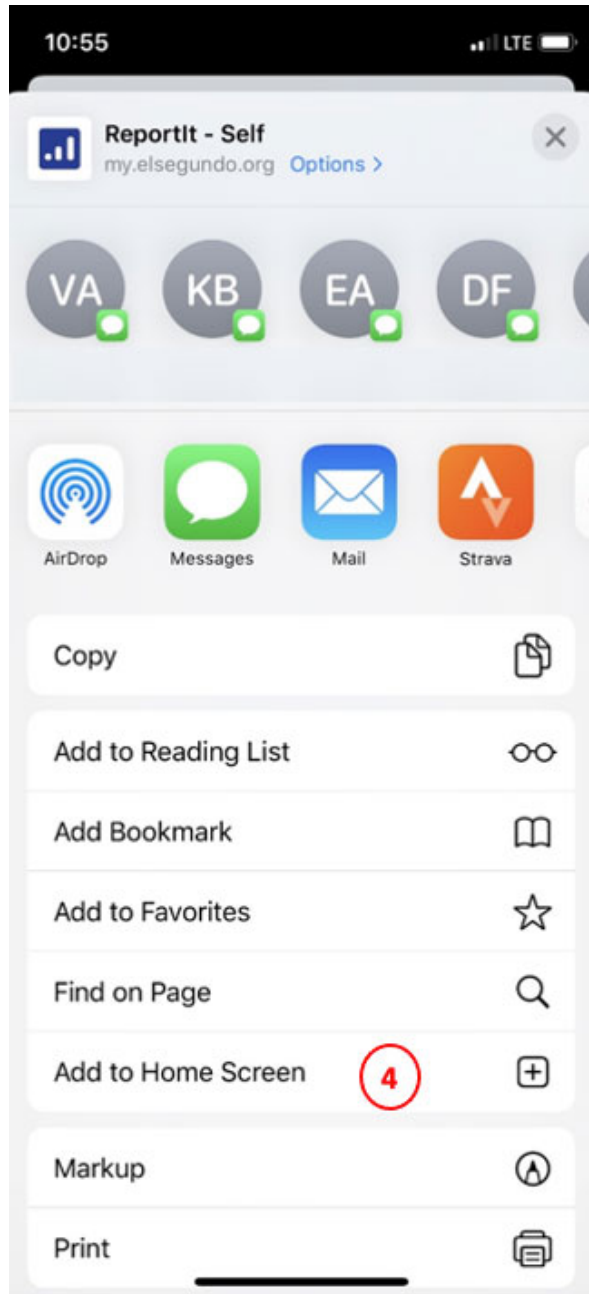
Sign up for an account to manage your service requests and accounts with us. Creating an account saves you time with auto-completion of your contact information when completing forms and the ability to view a history of your requests and accounts.

[Sign up now](#)

[Log in](#)

[or, continue without an account](#)





4. Select 'Add to Home Screen' option (you may need to scroll down a bit)

